

The Futures of the Europeans

***In a Global Knowledge Society
Michel Godet's presentation***

Europe : Grey Hair & Low Growth


- ✓ ***MISTRUST CONVENTIONNAL WISDOM***
- ✓ ***DEMOGRAPHY,GROWTH,EMPLOYMENT***
- ✓ ***HUMAN FACTOR MAKES THE DIFFERENCE***

Michel Godet®

.../...

1

The Look-out : Anticipate to avoid the Iceberg !



Michel Godet®

2

THREE BASIC ATTITUDES

- ⇒ **Reactivity**
- ⇒ **Preactivity**
- ⇒ **Proactivity**

Michel Godet®

3

No right answers to wrong questions !



- ⇒ **Overestimation of the pace of change**
- ⇒ **Underestimation of inertial factors**

**The world changes,
but the problems stay the same !**

Michel Godet®

.../...

4



MISTRUST CONVENTIONAL WISDOM

- ⇒ Light creates shadow
- ⇒ Conformism and consensus
- ⇒ The handicap of minority point of view
- ⇒ Clichés of the 1970's
- ⇒ Clichés of the 1980's
- ⇒ Clichés of the 1990's

Michel Godet®

9

MISTRUST CONVENTIONAL WISDOM

• Clichés of the 1990's and Current

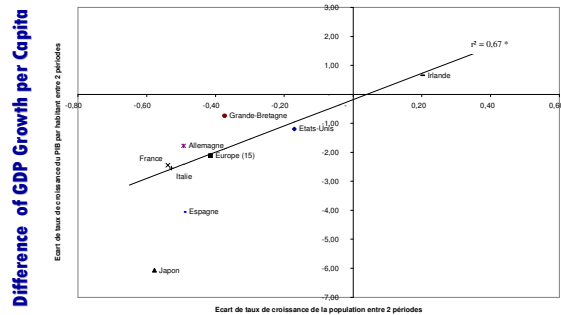
- Globalisation & unemployment
- End of work, reducing workingtime
- Mergers and Confusion of Growth and Profitability
- Internet and the New Economy ?
- Global warming & Sustainable Development
- Globalisation, Poverty and Governance

Michel Godet®

10

Economic Growth & Population Growth (Difference between the two periods 1973-2003 et 1960-1973)

Ecart de taux de croissance du PIB par habitant et de la population
entre 1960 et 2003



* la régression ne tient pas compte du Japon où l'effondrement démographique va de pair avec celui de croissance économique.
Lecture : En France, les rythmes de croissance moyenne annuelle du PIB par habitant et de la population sont inférieurs respectivement de 2,5 et 0,5 points sur la période 1973-2003 comparé à la période 1960-1973.

Difference in Population Growth

Michel Godet®

11

VARIATION IN POPULATION & EMPLOYMENT 1975 to 2000

	Variation in the Population (millions)	(%)	Variation In Jobs (millions)	(%)
USA	60	28	49	57
Japan	15	13	12	23
Five European Countries	20	7	12	11
France	7	12	2,3	11

Five main European Countries: France, Germany, UK, Italy, Spain
Source OECD

Michel Godet®

12

GDP Total & per capita

Pays	80's	80's	90's	90's
	GDP/total	Per Capita	GDP/total	Per Capita
USA	3,3%	2,3%	3,3%	2%
Europe	2,2%	2,1%	2,4%	1,8%
France	2,5%	1,9%	1,9%	1,5%
UK	2,6%	2,5%	2,4%	2,1%
Germany	2,3%	2,2 %	1,9%	1,6%

Source :Rexecode-Ocde 2004

Michel Godet®

13

Sustainable development?

- «A new Balance capable of meeting the Needs of the Present without compromising the capacity to meet those of Future Generations »

Brundtland Report

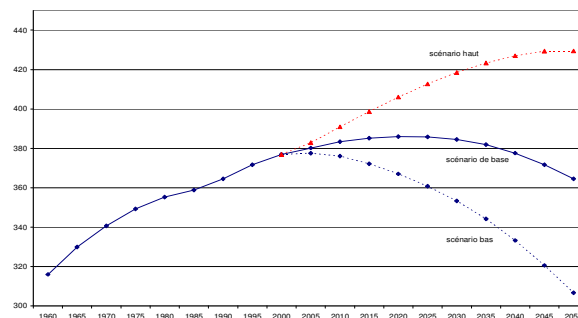
United Nations 1987

Michel Godet®

14

No Sustainable Development Without Mankind !

In millions **European Population Trend (15 Countries)**



Trend : 1.6 Fecundity , 0.6 migrants, life expectancy + 3 years

Source : Eurostat et ONU

Michel Godet®

15

Europe : Grey Hair & Low Growth

- **MISTRUST CONVENTIONNAL WISDOM**
- **DEMOGRAPHY, GROWTH, EMPLOYMENT**
- **HUMAN FACTOR MAKES THE DIFFERENCE**

Michel Godet®

.../...

15

1950-2050 Population Trends (in millions)

Population	1950	2000	2050
Etats-Unis	152	276	404
Europe 15	296	378	350
Japon	84	127	101

Source :ONU

Michel Godet®

17

Demographic Trends 2004- 2025

China	+176
India	+ 277
Black Africa	+367
South and East Mediterranean Countries	+87
South America	+136
USA	+55
Japan	-7
Russia	-7

Michel Godet®


18

European decline : 20 millions Active Population less

Population	Δ 2025
France	+3
Germany	- 1
UK	+3
Spain	+1
Italy	- 0,2
Eastern Europe	- 18
Europe of 15	+4

Michel Godet®

19



Michel Godet®

20

Europe without kids !



Michel Godet®

Image ImaCom

21

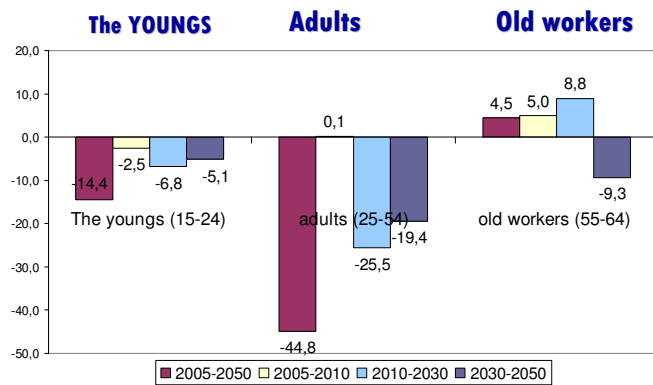
After 2006 Chock !

- Grey Hair and Low Growth
- Babies and Migrants Saving Pensions
- Working More and Longer !

Michel Godet®

22

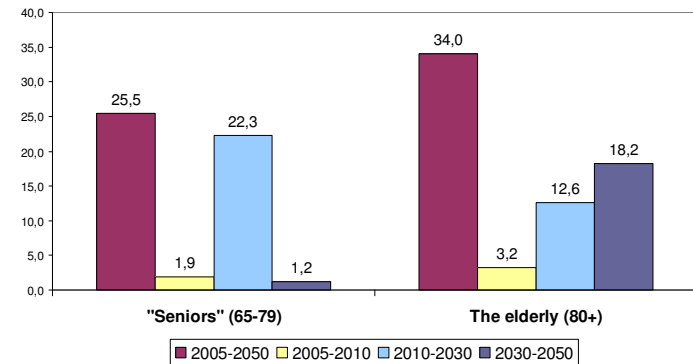
Ageing of Population (Variations in millions)



Michel Godet®

23

Increasing Older Population



Michel Godet®

24

Unity is Strength !



Michel Godet®

25

Good News !

- The Basic papers free- available through Internet
- *Jantsch's book on : Technological Forecasting and Assessment*
- *Fritz Zwicky and Morphological analysis*
- The Toolbox for scenario-planning & its softwares available free of charge at www.cnam.fr/lipsor/

Michel Godet®

26

Software for Strategic Prospective are free and available online in English !

MACTOR

to understand actors' strategies

MICMAC

to identify key variables

MORPHOL

to scan the field of possibles

SMIC-PROB-EXPERT

to lessen uncertainty and eliminate inconsistency

MULTIPOL

to assess and select strategic options

Michel Godet®

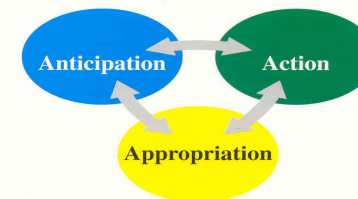
27

Site web www.cnam.fr/lipsor/

MICHEL GODET

Creating Futures

*Scenario Planning
as a Strategic Management Tool*



Preface by Joseph F. COATES

E3 ECONOMICA

Michel Godet®

28